

# Pocket Mistletoe Patterns & Cards

Print cards onto cardstock and cut out




**pocket  
MiStLetoe**

INSTRUCTIONS

1. Remove from card & place in pocket.
2. When desired hold mistletoe over head.
3. Stand very still
4. Repeat often.

DISCLAIMER  
*We are not responsible for who kisses you.*



**pocket  
MiStLetoe**

INSTRUCTIONS

1. Remove from card & place in pocket.
2. When desired hold mistletoe over head.
3. Stand very still
4. Repeat often.

DISCLAIMER  
*We are not responsible for who kisses you.*




**pocket  
MiStLetoe**

INSTRUCTIONS

1. Remove from card & place in pocket.
2. When desired hold mistletoe over head.
3. Stand very still
4. Repeat often.

DISCLAIMER  
*We are not responsible for who kisses you.*




**pocket  
MiStLetoe**

INSTRUCTIONS

1. Remove from card & place in pocket.
2. When desired hold mistletoe over head.
3. Stand very still
4. Repeat often.

DISCLAIMER  
*We are not responsible for who kisses you.*



Trace onto green foam sheets and cut out. Use hole bunch on white foam for berries.

# Pocket Mistletoe



## INSTRUCTIONS

1. Remove from card & place in pocket.
2. When desired hold mistletoe over head.
3. Stand very still
4. Repeat often.

## DISCLAIMER

*We are not responsible for who kisses you.*

# Pocket Mistletoe



## INSTRUCTIONS

1. Remove from card & place in pocket.
2. When desired hold mistletoe over head.
3. Stand very still
4. Repeat often.

## DISCLAIMER

*We are not responsible for who kisses you.*

# Pocket Mistletoe



## INSTRUCTIONS

1. Remove from card & place in pocket.
2. When desired hold mistletoe over head.
3. Stand very still
4. Repeat often.

## DISCLAIMER

*We are not responsible for who kisses you.*

# Pocket Mistletoe



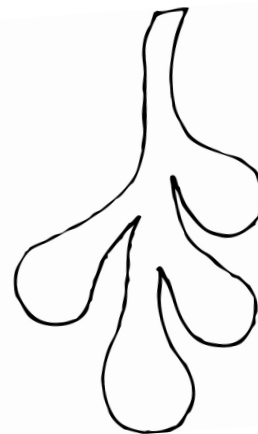
## INSTRUCTIONS

1. Remove from card & place in pocket.
2. When desired hold mistletoe over head.
3. Stand very still
4. Repeat often.

## DISCLAIMER

*We are not responsible for who kisses you.*

Pocket Mistletoe Patterns & Cards  
Print cards onto cardstock and cut out



Trace onto green foam sheets and cut out. Use hole bunch on white foam for berries.