

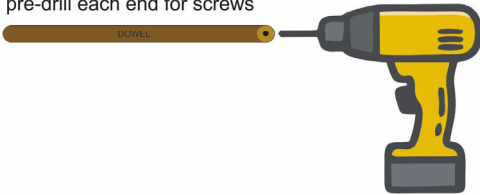
# TV Top Shelf from Paint Sticks

This was our original sketch up graphics.

cut paint sticks all to same length  
line them up until they are equal to the length  
of a tongue depressor  
(I'm guessing this will be 5 or 6 of them)



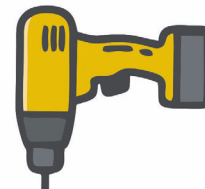
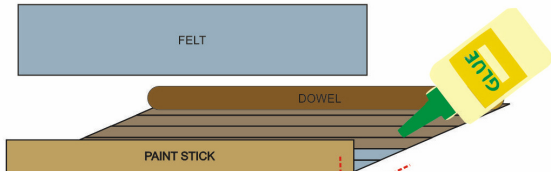
cut dowel to paint stick length  
pre-drill each end for screws



cut to same length  
glue together with wood glue



OPTIONAL:  
Line inside front edge with felt to protect monitor

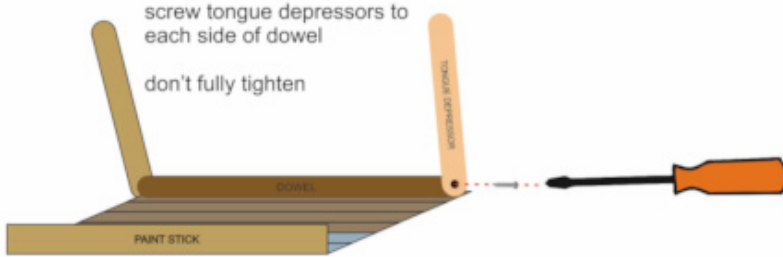


Stack 2 tongue depressors  
drill through ONE end using 1/8" or 1/4" drill bit  
(depending on screw size - you want it to be a little loose on screw)

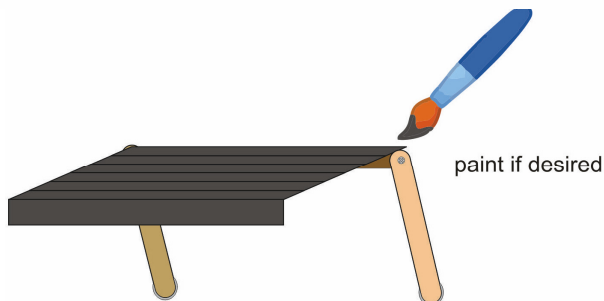
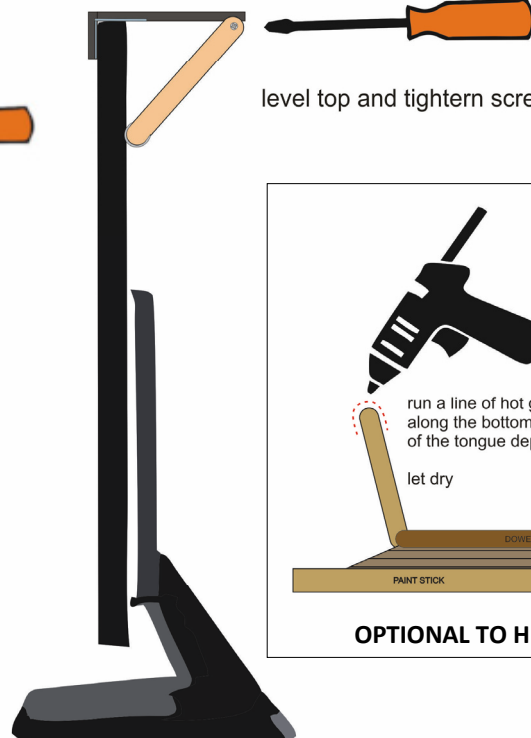


screw tongue depressors to  
each side of dowel

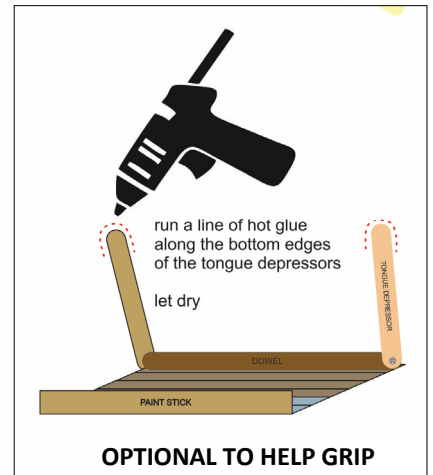
don't fully tighten



level top and tighten screws



paint if desired

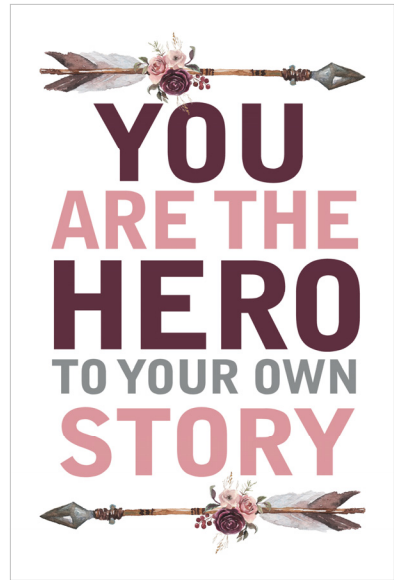
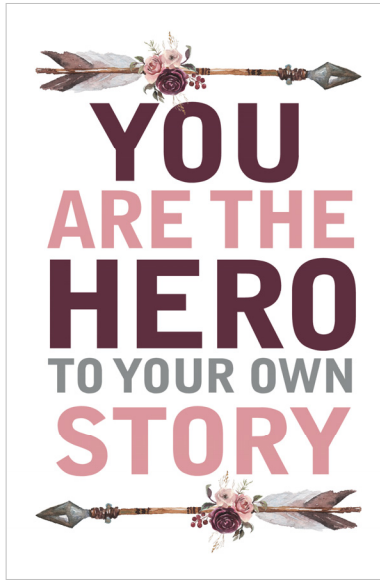


run a line of hot glue  
along the bottom edges  
of the tongue depressors  
let dry

OPTIONAL TO HELP GRIP


# TV Top Shelf from Paint Sticks

Quotes fit a 2" x 3" frame



# TV Top Shelf from Paint Sticks

Quotes fit a 2" x 3" frame



Created by Layal (@layal) - Freepik.com