





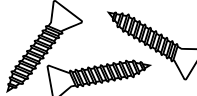






XYLOPHONE COFFEE TABLE



shopping list

- 2 boards, size 1x 6 x 8 
 Cut into sizes of: 19", 20", 21", 22", 23", 24", 25", 26"
- One furring strip, size 1x2x8 
 Cut into two pieces, sized 42" each
- 8 colors of semi-gloss interior paint  x8 **buy tester sizes to save money!*
- Coffee table legs 
- 1 1/8" length screws  x16
- Wood glue 
- Polyurethane **optional*
- 3 bags (16) of "Birch Wood Split Balls" size 1"  x16
- 1 dowel, 36" length, 1/2" in diameter (will cut in half later) 
- 1 bag of wood dowel caps with a 1/2" hole (will only use 2)  x2